

DRIVER BRIEFING INSTRUCTIONS
Round 1 – 2024 Supercheap Auto TCR Australia Series
Sandown International Raceway
9 – 11 February 2024

General Instructions

1. Practice and Qualifying

- (a) Each session will commence from the pit lane.
- (b) After receiving the chequered flag at the end of each session, *Drivers* should complete a cool down lap and exit the track at the pit entry road and proceed to parc fermé or as directed by an official.

2. Races

- (a) The start procedure will be a Championship standing start in accordance with the CRSR. Timing for the opening of the exit of pit lane for the reconnaissance lap to the grid can be found in article 10 below.
- (b) The start grid is located in front of the main grandstand.
- (c) After the pit exit opens for the Formation Lap, *Drivers* should keep right with the pit lane speed limiter remaining on until past the starter's platform.
- (d) At the end of the Formation Lap and after lining up their car, team members are to move back to the spectator fence and return to pit lane against this fence.
- (e) Repeater start lights are located RH side adjacent to grid positions 15/16.
- (f) After receiving the chequered flag at the end of the race, drivers should complete a cool down lap and exit the track via the pit entry road and follow the end of race procedure (see below article 11).

3. Pit lane

- (a) Cars must be wholly within the fast lane when entering or exiting the pit lane.
- (b) Any Car entering or exiting the Pit Lane must do so in accordance with articles 6.4 and 6.5 of the CRSR.

4. Race Suspension

A race suspension will be in accordance with article 5.15 of the CRSR. Unless otherwise instructed via the RMC, Cars will proceed slowly to the grid.

5. Fire Suppression

In the event of an *Automobile* fire, *Drivers* are reminded to take all reasonable measures to **deactivate** the *Automobile* electrics and **activate** the on-board fire suppression system (where fitted) as soon as possible.

Event Specific Instructions

6. Circuit

- (a) Refer to the circuit and pit lane diagrams for turn numbers and other features.
- (b) A restricted area has been established along the signalling wall area due to a lack of Debris Fencing on the signalling guard rail.
- (c) Should a Team have a Car/pit radio failure, the Team must seek the prior approval of the Race Director for a maximum of two (2) Team members to access the area for signalling only.
- (d) Teams will be permitted to stand along the signalling guard rail in the restricted area at the end of the race.
- (e) Track limits are defined by the solid **Yellow lines** on either side of the track, this includes the LHS of the track at T13 and on the Start/Finish Straight.
- (f) Turn 8 DR will be monitored for exceeding track limits via the Track Limits Timing Loop. A breach of track limits at T8DR during practice and qualifying will result in that lap time being invalidated. A breach during Races may be referred to the Stewards,
- (g) *Drivers* exceeding the Turn 12 exit Track Limits will not be penalised.

7. Practice starts

- (a) Practice Starts are permitted when safe to do so and provided no other driver is unreasonably delayed in exiting the pit lane and only at the following times:
 - (i) the exit of pit lane during practice sessions;
 - (ii) the grid at the commencement of the formation lap

8. Flag signals

- (a) Black flag, Mechanical Black Flag and the Bad Sportsmanship Flag will be displayed at the Flag post at the Starter's platform.
- (b) The Black Flag, Mechanical Black Flag and the Bad Sportsmanship Flag may be shown at the flag post at Turn 10 on drivers left. If a driver is shown any of these flags at this flag post, they must enter pit lane the next time that they reach pit entry.

9. Safety Car

At the end of a Safety Car deployment the orange flashing lights will normally be extinguished at Turn 5.

10. Pit Exit Opening Times

The following are the pit exit opening times for Races 1, 2 and 3;

- (a) Race 1
 - (i) Pit Exit Opens: 1305 hrs
 - (ii) Pit Exit Closes: 1307 hrs
- (b) Race 2
 - (i) Pit Exit Opens: 1343 hrs
 - (ii) Pit Exit Closes: 1345 hrs
- (c) Race 3
 - (i) Pit Exit Opens: 1513 hrs
 - (ii) Pit Exit Closes: 1515 hrs

11. End of Race Procedure

- (a) There will be a podium at the end of race 3 for the top 3 placegetters for the round.
- (b) After receiving the chequered flag at the end of a race, each Car will complete a cool down lap and enter pit lane.
- (c) During the cool down lap, the top 3 finishers in the race will be advised on the RMC. These 3 Cars must stop in front of the 1, 2 & 3 boards in pit lane.
- (d) Cars not required to stop in front of the 1, 2 & 3 boards must proceed to their pit bay for parc fermé and park at an angle of 45 degrees with the front of the Car pointing towards the exit of pit lane.
- (e) Each Car that is required for the post-race interview must be taken back to their pit bay, or as directed by an official, as soon as possible after the *Driver* has exited the *Automobile*. These *Automobiles* will remain under parc fermé conditions including whilst parked at the podium.

12. Tyres

- (a) As detailed in S14.3.1 and S14.3.2, each Automobile must be fitted with either previously marked tyres or may purchase a maximum of 6 new dry weather tyres for practice at round 1. A previously marked tyre is defined as a tyre which is scanned by the TD or nominee for use at a round of the 2024 TCR Australia Series and therefore no automobile has access to a previously marked tyre for practice at round 1.
- (b) For Sandown practice, each Automobile may use a maximum of 6 dry weather tyres which will be scanned prior to the commencement of practice 1. Of the 6 permitted tyres, up to 6 tyres may be new, purchased from the approved tyre supplier as detailed in S 14.3.2 or can be any previously used Kumho S700 Dry weather tyre.
- (c) Tyres for an event ride session are free and not part of the practice or event allocation.
- (d) Please note any used tyre must have identification barcode visible.

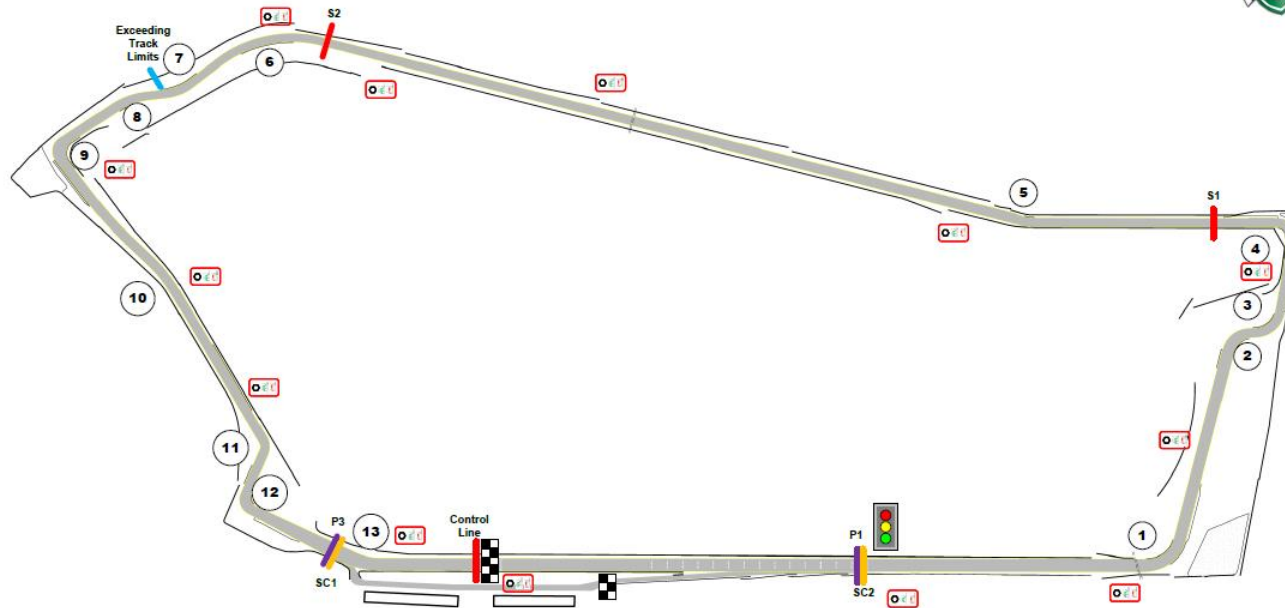


David Stuart
Race Director

cc: Stewards
Secretary of the Event
Clerk of the Course
Deputy Race Director
Driving Standards Advisor
Category Manager

Circuit Diagram

Sandown International Raceway



KEY

- Start Lights
- Control Line
- Turn Number
- Marshal Post
- Sector Loop
- Speed Trap
- Safety Car Line
- Position Line

Circuit Length: 3100m
 S1: Sector 1 1132m
 S2: Sector 2 2116m
 SC2: Safety Car Line 2 384m
 SC1: Safety Car Line 1 2889m
 NOTE: All measurements are approximates and are taken from Control Line

P1: Position Line 1 384m
 P3: Position Line 3 2889m
 NOTE: All measurements are approximates and are taken from Control Line

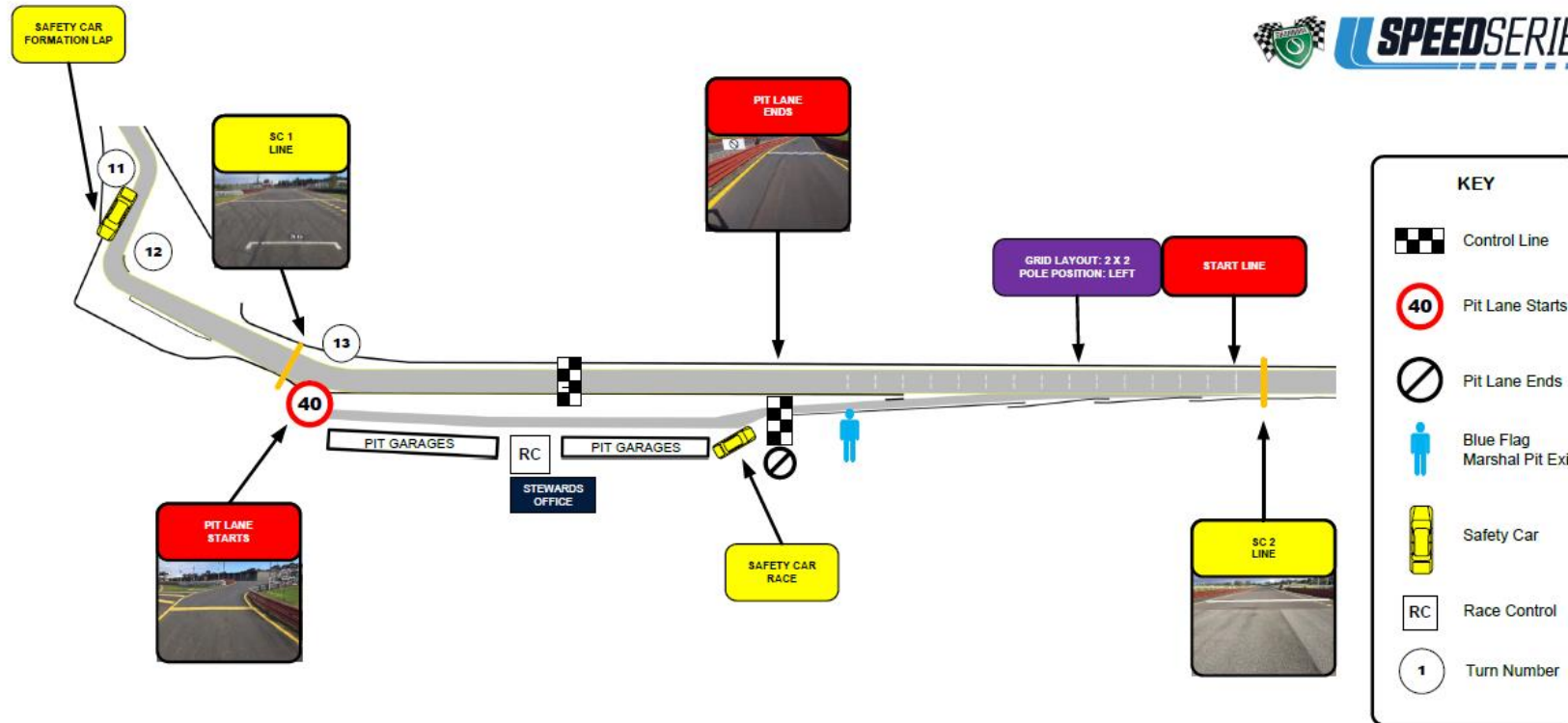
Motorsport Australia ABN: 55 069 045 665
 Mail: PO Box 172 Canterbury LPO, VIC 3126
 Phone: +61 3 9593 7777 Hotline: 1300 883 959
 motorsport.org.au

2024.2 Issued 29012024

© Confederation of Australia Motorsport T/A Motorsport Australia

Pit Lane Diagram

Sandown International Raceway



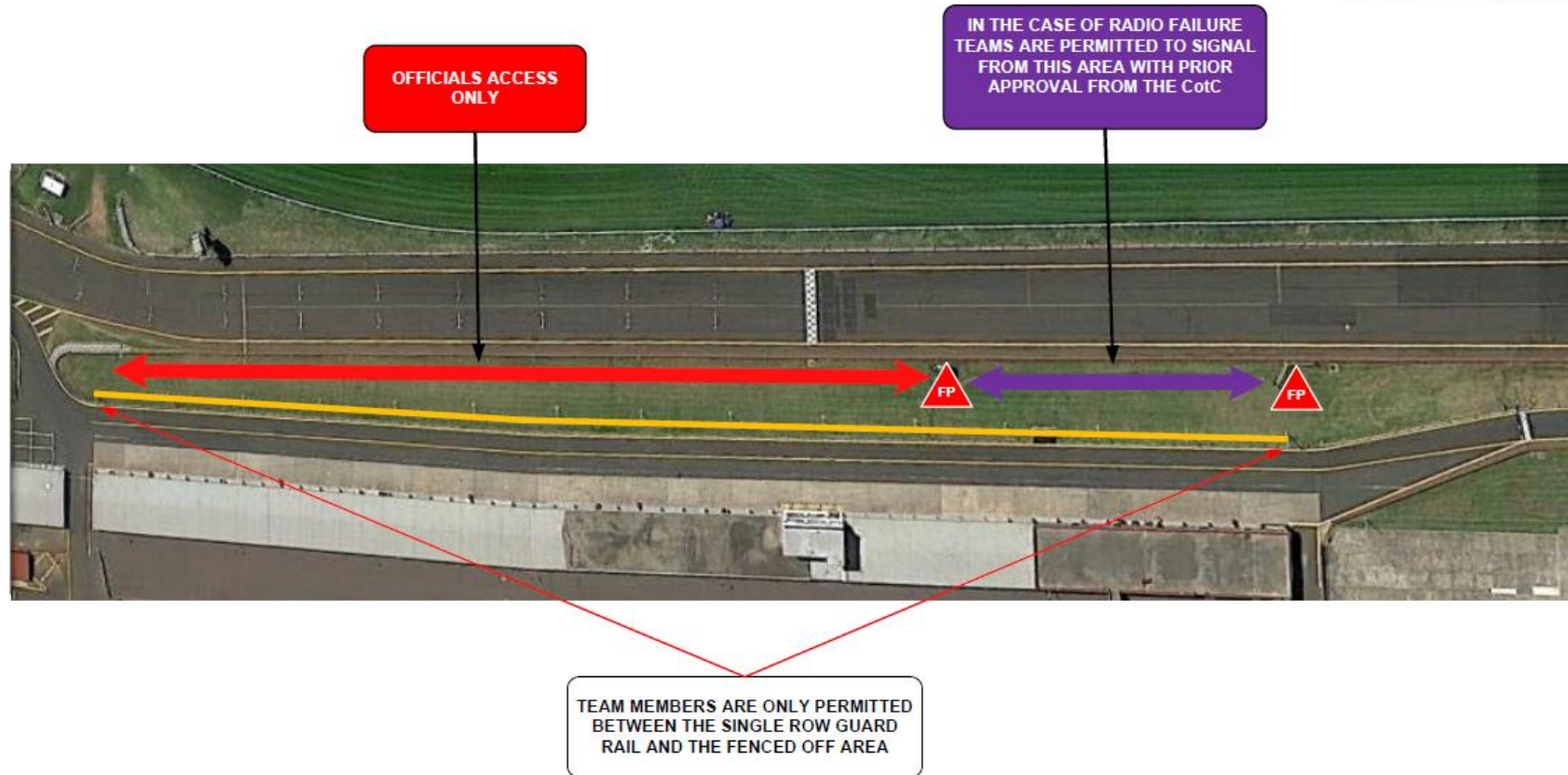
Motorsport Australia ABN: 55 069 045 665
 Mail: PO Box 172 Canterbury LPO, VIC 3126
 Phone: +61 3 9593 7777 Hotline: 1300 883 959
 motorsport.org.au

2024.1 Issued 29012024

© Confederation of Australia Motorsport T/A Motorsport Australia

Pit Lane Signaling Diagram

Sandown International Raceway



Motorsport Australia ABN: 55 069 045 665
Mail: PO Box 172 Canterbury LPO, VIC 3126
Phone: +61 3 9593 7777 Hotline: 1300 883 959
motorsport.org.au

2024.1 Issued 06022024

© Confederation of Australia Motorsport T/A Motorsport Australia